






































Ingredient Nutritional & Allergen Information















At PizzaStorm we use the best quality ingredients to make great quality pizzas personalised to your taste. We provide a wide range of options and with the help of the guide below, we aim to provide customers with the nutritional & allergen information you need to make an informed choice about our menu.

Our nutritional information for our ingredients is listed per 100g unless stated otherwise. Suitable for Vegetarians: Suitable for Vegans

Nutrition Contains Key:- CEREALS CONTAINING GLUTEN EGGS FISH PEANUTS NUTS SOYABEANS MILK CELERY / CELERIAC MUSTARD SESAME LUPINS SULPHUR DIOXIDE CRUSTACEANS MOLLUSCS

Menu Item	Allergens	Energy		Fat (g)	Saturated Fat (g)	Carbohydrate (g)	Sugars (g)	Fibre (g)	Protein (g)	Salt (g)
		Energy KJ	Energy Kcal							
Dough Ball		995	235	3.3	0.3	46.5	0.9	Trace	7.4	1.1
BASE SAUCE										
Classic Tomato Sauce		706	167	2.5	0.2	34.4	34.4	0.6	1.4	1.7
Spicy Tomato Sauce		759	180	3.4	0.3	36.0	31.1	1.1	0.7	1.6
BBQ Sauce		809	192	5.7	0.4	34.3	29.7	0.8	0.5	1.1
White Sauce		1970	477	46.2	3.5	13.2	9.2	0.7	1.8	1.8
CHEESE										
Mozzarella Pearls		1043	251	19.0	13.6	2.0	2.0	0.0	18.0	0.5
Mozzarella Diced		1209	291	21.0	13.0	1.0	1.0	Trace	24.0	1.4
Regato		1480	354	25.0	16.1	1.8	0.2	Trace	28.4	2.7
Red Leicester		1546	370	30.4	18.8	1.8	0.2	Trace	22.5	1.9
Cheddar Mature		1721	415	34.6	21.5	0.9	0.1	Trace	25.1	1.9
Vegan Cheese		1478	357	21.6	21.6	8.1	0.4	0.8	5.5	1.5
MEAT, FISH, PROTEIN										
Bacon		1561	375	25.6	10.0	0.3	0.2	Trace	35.8	2.9
Meatballs		1076	259	20.0	8.0	6.5	1.0	0.6	13.0	1.6
Ham		552	132	6.6	2.4	0.4	0.4	Trace	17.7	1.7
Spicy Beef		867	204	13.0	5.7	7.0	3.1	0.4	13.0	2.0
Chargrilled Chicken		521	123	1.6	0.4	1.7	1.7	0.5	25.2	1.2
Salami		1715	414	36.0	12.5	0.5	0.5	Trace	22.0	3.8

Menu Item	Allergens	Energy		Fat (g)	Saturated Fat (g)	Carbohydrate (g)	Sugars (g)	Fibre (g)	Protein (g)	Salt (g)	
		Energy KJ	Energy Kcal								
Chorizo		1660	397	35.0	14.0	Trace	Trace	Nil	19.0	4.1	
Pepperoni		1462	351	23.9	9.7	9.5	Trace	1.0	24.0	4.1	
Piri Piri Chicken		527	125	2.0	0.4	5.7	4.0	0.8	20.0	1.5	
Free Range Eggs		547	131	9.0	2.5	Trace	Trace	Trace	12.6	0.4	
Tuna		414	99	0.5	0.1	Trace	Trace	Trace	23.5	1.1	
Anchovies		732	175	7.6	3.0	0.1	Trace	Trace	26.6	7.6	
VEGETABLES											
Tomatoes		 	84	20	0.3	0.1	3.1	3.1	1.0	0.7	0.1
Green Peppers		 	82	20	0.3	0.1	2.6	2.4	1.6	0.8	Trace
Red Onion		 	173	41	0.2	0.1	7.9	5.6	1.4	1.2	Trace
Pineapple		 	272	64	0.5	Trace	15.0	15.0	Trace	0.5	Trace
Red Jalapenos		 	33	8	0.3	0.2	0.4	Trace	0.8	0.4	3.0
Roasted Mushrooms		 	137	33	2.3	0.3	0.4	Trace	2.6	1.4	0.3
Baby Spinach		 	124	30	0.8	0.1	1.5	1.5	2.7	2.8	0.4
Sweetcorn		 	500	118	1.3	0.1	22.0	3.5	3.3	3.0	0.5
Olives		 	521	127	13.2	2.2	Trace	Trace	3.0	0.5	2.1
Chopped Garlic		 	1686	403	39.8	4.7	8.0	0.3	1.0	1.8	3.1
Courgetti		 	84	20	0.3	0.1	3.1	3.1	1.0	0.7	0.1
Red & Yellow Peppers		 	815	198	20.2	2.2	3.3	3.3	Trace	0.7	1.0
Butternut Squash		 	216	51	1.1	Trace	8.8	5.3	1.4	0.9	Trace
Baked Beans		 	311	74	0.2	Trace	11.9	4.8	3.5	4.4	0.6
SALAD LEAF											
Romaine Lettuce		 	68	16	0.5	0.1	1.7	1.7	0.9	0.8	Trace
Mixed Baby Leaf		 	92	22	0.6	Trace	1.6	1.6	1.9	1.6	0.1

Menu Item	Allergens	Energy		Fat (g)	Saturated Fat (g)	Carbohydrate (g)	Sugars (g)	Fibre (g)	Protein (g)	Salt (g)		
		Energy KJ	Energy Kcal									
DIPS, DRESSINGS & FINISHES												
Garlic & Herb Mayo Dip	 	v		1970	477	46.2	3.5	13.2	9.2	0.7	1.8	1.8
Tomato Ketchup Dip		v	<u>V</u>	762	180	3.2	0.2	35.7	33.0	1.6	1.5	1.6
BBQ Sauce Dip		v	<u>V</u>	809	192	5.7	0.4	34.3	29.7	0.8	0.5	1.1
Basil Pesto		v		1915	464	48.3	6.9	7.4	1.9	1.8	1.1	0.9
Rocket		v	<u>V</u>	72	17	0.5	0.1	1.7	1.7	1.4	0.8	Trace
Sriracha Chilli Sauce		v	<u>V</u>	435	103	0.7	Trace	22.0	16.0	2.7	0.8	4.5
Balsamic Vinegar (12 Stars)		v	<u>V</u>	1131	266	Trace	Trace	64.9	48.3	Trace	2.0	Trace
Extra Virgin Olive Oil		v	<u>V</u>	3865	900	99.9	13.0	Nil	Nil	Nil	Nil	Nil
Sea Salt		v	<u>V</u>	0	0	0.0	0.0	0.0	0.0	0.0	0.0	0.0
Cracked Black Pepper		v	<u>V</u>	1621	385	3.3	0.1	64.8	0.6	26.5	11.0	0.1
Chilli Flakes		v	<u>V</u>	2040	489	17.0	3.0	55.0	7.0	34.0	12.0	2.5
Oregano		v	<u>V</u>	1823	435	4.3	1.6	68.9	4.1	42.5	9.0	0.1
Garlic Croutons		v	<u>V</u>	1736	412	8.8	0.8	69.0	5.3	4.2	12.0	2.3
Honey & Mustard Dressing	 	v		2192	527	53.6	3.8	9.3	8.7	3.2	1.5	1.1
Caesar Dressing	   	v		1678	407	41.8	3.2	5.6	3.7	1.2	1.9	1.9
French Dressing		v		717	173	14.4	1.1	10.3	9.3	0.4	0.4	2.0
DESSERTS												
Jersey Gold Ice Cream		v		637	152	6.0	3.3	20.3	19.0	Trace	4.1	0.1
Chocolate Topping Sauce		v	<u>V</u>	1250	290	0.5	Trace	69.0	42.0	N/A	1.5	0.2
Strawberry Topping Sauce		v	<u>V</u>	950	220	Trace	Trace	54.0	34.0	N/A	Trace	0.1
Toffee Topping Sauce	 	v		1368	327	5.1	2.7	68.0	48.0	N/A	3.2	0.4

Menu Item	Allergens	Energy		Fat (g)	Saturated Fat (g)	Carbohydrate (g)	Sugars (g)	Fibre (g)	Protein (g)	Salt (g)	
		Energy KJ	Energy Kcal								
PIZZASTORM SIGNATURE + FAVOURITE PIZZA											
Margherita Pizza (Per 100g)		V	1035	246	8.6	4.1	32.8	6.6	0.1	10.7	1.3
Margherita Pizza (Per Pizza)		V	3612	859	30.1	14.3	114.5	23.1	0.4	37.3	4.6
Loaded Cheese Feast (Per 100g)		V	1067	254	10.6	5.6	28.9	5.9	0.1	11.9	1.3
Loaded Cheese Feast (Per Pizza)		V	4258	1014	42.4	22.4	115.5	23.7	0.4	47.3	5.2
Vegetable Supreme (Per 100g)		V	733	174	4.9	2.0	26.2	5.7	0.6	7.0	0.9
Vegetable Supreme (Per Pizza)		V	3446	818	23.0	9.3	122.9	26.9	3.0	33.1	4.4
Chicken Caesar (Per 100g)			1045	250	13.2	3.2	23.7	2.6	0.4	9.9	1.2
Chicken Caesar (Per Pizza)			4702	1124	59.2	14.3	106.8	11.7	1.9	44.6	5.3
Smokey BBQ Chicken (Per 100g)			880	209	7.6	3.3	25.2	4.8	0.4	11.0	1.1
Smokey BBQ Chicken (Per Pizza)			4223	1004	36.3	15.8	120.8	23.1	1.7	52.6	5.2
The Dirty Mighty Meaty (Per 100g)			889	211	7.3	3.0	26.3	4.9	0.4	11.0	1.4
The Dirty Mighty Meaty (Per Pizza)			4053	963	33.1	13.5	119.9	22.5	1.8	50.4	6.2
Classic Pepperoni (Per 100g)			1062	253	9.5	3.9	31.0	6.0	0.3	11.9	1.7
Classic Pepperoni (Per Pizza)			4121	980	36.8	15.3	120.3	23.1	1.0	46.4	6.7
All Day Breakfast (Per 100g)			865	206	7.8	3.1	24.6	5.0	0.3	10.3	1.2
All Day Breakfast (Per Pizza)			4076	970	36.6	14.4	115.9	23.4	1.3	48.4	5.4
SIDES + FAVOURITE MAC'S											
Garlic Bread Bites (Per 100g)		V	1484	354	16.3	5.9	44.0	2.8	2.1	8.9	1.1
Garlic Bread Bites (All)		V	2003	478	22.0	8.0	59.4	3.8	2.8	12.0	1.5
Mac & Cheese (Per 100g)		V	1316	316	22.0	5.3	20.2	2.9	1.1	8.6	1.1
Mac & Cheese (Per Portion)		V	2303	552	38.5	9.3	35.3	5.2	1.8	15.1	1.8
Mac & Cheese with Bacon (Per 100g)			1347	323	22.5	5.9	17.7	2.6	0.9	12.0	1.3
Mac & Cheese with Bacon (Per Portion)			2693	646	44.9	11.8	35.4	5.2	1.8	24.1	2.6
Mac & Cheese with Jalapenos (Per 100g)		V	1111	266	18.1	4.4	18.1	3.8	0.9	7.1	1.4
Mac & Cheese with Jalapenos (Per Portion))		V	2389	573	38.9	9.4	39.0	8.3	1.8	15.3	2.9

Menu Item	Allergens	Energy		Fat (g)	Saturated Fat (g)	Carbohydrate (g)	Sugars (g)	Fibre (g)	Protein (g)	Salt (g)
		Energy KJ	Energy Kcal							
SIDES CONTINUED										
Garlic & Mozzarella Flatbread (Per 100g)		1090	259	10	3.3	34.0	1.0	0.1	11.0	1.3
Garlic & Mozzarella Flatbread (Per Serving)		1526	363	13.6	4.7	47.6	1.2	0.1	14.8	1.8
Pesto & Mozzarella Flatbread (Per 100g)		1107	263	10	3.5	34.0	1.0	0.1	11.0	1.2
Pesto & Mozzarella Flatbread (Serving)		1549	369	14.4	4.9	47.5	1.4	0.2	14.7	1.6
Tomato & Mozzarella House Salad (Per 100g)		612	147	8	3.4	10.0	3.0	1.1	7.5	0.9
Tomato & Mozzarella House Salad (Per Serving)		606	145	8.2	3.4	9.9	3.4	1.1	7.4	0.9
TREAT YOURSELF DESSERT										
Nutella Calzone (Per 100g)		908	218	14.9	7.3	18.2	17.9	0.0	2.5	0.0
Nutella Calzone (Per Serving)		1616	388	26.5	13.0	32.4	31.8	0.0	4.4	0.1
Fruit Pot (Per 100g)		139	33	0.1	Nil	7.0	7.0	0.7	0.6	Trace
Fruit Pot (Per Serving)		181	43	0.1	Nil	9.1	9.1	0.9	0.8	Trace
BRUNCH										
Eggs Benedict Small Pizza (Per 100g)		1017	243	12.1	4.0	22.7	0.8	0.0	11.9	1.1
Egg Benedict Small Pizza (Per Pizza)		2135	510	25.5	8.3	47.6	1.7	0.0	24.9	2.4
Mexican Fiesta Small Pizza (Per 100g)		919	218	9.0	2.1	27.0	1.7	0.0	8.5	1.2
Mexican Fiesta Small Pizza (Per 100g)		1669	397	16.4	3.9	49.1	3.2	0.1	15.5	2.2
Smoked Salmon Florentine Small Pizza (Per 100g)		827	197	7.1	1.8	24.8	1.0	0.3	9.6	1.0
Smoked Salmon Florentine Small Pizza (Per Pizza)		1602	381	13.7	3.5	48.0	1.9	0.6	18.7	2.0